

HILL COUNTRY CASA YEAR END REPORT TO JUDICIARY
FISCAL YEAR 2022 (SEPTEMBER 1, 2021 - AUGUST 31, 2022)
PART I: PROGRAM, ADMINISTRATIVE AND FINANCIAL STATISTICS
CHILD, CASE, CAREGIVER STATISTICS

CHILDREN AND CASES SERVED BY COUNTY FY 2022

| | TOTAL NUMBER SERVED | | % OF CASELOAD | # OPENED | | # CLOSED | |
|---------------------------|---------------------|-----------|---------------|-----------|-----------|-----------|-----------|
| | Children | Cases | Children | Children | Cases | Children | Cases |
| | KERR | 65 | 36 | 42% | 15 | 8 | 44 |
| GILLESPIE | 23 | 13 | 15% | 4 | 3 | 17 | 8 |
| BANDERA | 48 | 28 | 31% | 15 | 8 | 25 | 13 |
| KENDALL | 19 | 16 | 12% | 5 | 3 | 8 | 7 |
| TOTAL SERVICE AREA | 155 | 93 | 100% | 39 | 22 | 94 | 48 |

CAREGIVER ALLEGATIONS AT CASE OPEN (EACH CAREGIVER HAD AN AVERAGE OF 2 CPS ALLEGATIONS AT CASE OPEN)

| | DOMESTIC VIOLENCE | DRUG ISSUES | NEGLECT | PHYSICAL ABUSE | SEXUAL ABUSE | RA/PR |
|--------------------|-------------------|-------------|---------|----------------|--------------|-------|
| TOTAL SERVICE AREA | 26 | 101 | 166 | 27 | 8 | 13 |

CAREGIVER CONCERNS AT CASE OPEN (EACH CAREGIVER HAD AN AVERAGE OF 2.7 CONCERNS AT CASE OPEN)

| | SUBSTANCE ABUSE | CRIMINAL ISSUES | CPS HISTORY | DOMESTIC VIOLENCE HISTORY | MENTAL ILLNESS | LACK OF SUPPORT SYSTEM |
|--------------------|-----------------|-----------------|-------------|---------------------------|----------------|------------------------|
| TOTAL SERVICE AREA | 117 | 107 | 92 | 43 | 14 | 53 |

OUTCOMES FOR CHILDREN WHOSE CASES CLOSED IN 2022 (60% OF ALL CHILDREN SERVED IN FY 2022 REACHED PERMANENCY)

| | REUNIFIED | RELATIVE ADOPT/PMC | NON-RELATIVE ADOPT | INDEPENDENT LIVING / AGE OUT | DEATH | TOTAL |
|--------------------|-----------|--------------------|--------------------|------------------------------|-------|-------|
| TOTAL SERVICE AREA | 44 | 26 | 13 | 10 | 1 | 94 |

ADVOCACY OVERVIEW

See Part II for further breakdown of advocacy activities conducted by CASA

| | | | |
|--|----------------|--|-----------------|
| TOTAL VOLUNTEER HOURS DONATED | 2,326 | AT TX CASA APPROVED RATE OF \$22/HR | \$51,172 |
| TOTAL DIRECT ADVOCACY HOURS BY STAFF | 1,100 | TOTAL # OF ADVOCACY CONTACTS MADE | 6,950 |
| CASA AGENCY FUNDS SPENT ON DIRECT ASSISTANCE | \$7,542 | CASA VOLUNTEER DONATED DIRECT ASSISTANCE | \$3,087 |

TRAVEL EXPENSES: SERVICE TO CHILDREN/COURTS

| | Dollars | Miles |
|-----------------------|-----------------|---------------|
| DONATED BY VOL | \$6,682 | 11,057 |
| PAID BY CASA (Fed Rt) | \$14,490 | 23,977 |
| TOTAL | \$21,172 | 35,034 |

TOTAL IN-KIND DONATIONS

| Type | Dollars |
|--|-----------------|
| VOL SERVICE TO CHILDREN / COURTS | \$51,172 |
| VOL DONATED TRAVEL / EXPENSES / DIR. ASST. | \$9,769 |
| TOTAL | \$60,941 |

TOTAL NUMBER ACTIVE VOLUNTEERS

| From: | New in 2022 | Returning |
|--------------|-------------|-----------|
| KERR | 1 | 32 |
| GILLESPIE | 1 | 12 |
| BANDERA | 0 | 7 |
| KENDALL | 0 | 27 |
| OTHER | 2 | 3 |
| TOTAL | 4 | 85 |

HOURS OF TRAINING OFFERED FY2022

| Type | Hours |
|--|------------|
| NEW VOLUNTEER | 33 |
| LIVE SESSION CONTINUING EDUCATION | 27.5 |
| SELF-PACED CONTINUING EDUCATION | 25 |
| CLE COORDINATED FOR AD LITEM SEMINAR | 12.5 |
| # OF REGISTRANTS FOR AD LITEM SEMINAR | 215 |

ADMINISTRATIVE STATISTICS

TOTAL SUPPORT BY COUNTY

| | Total Funds Raised | % of Total Budget | Supports # of children |
|-----------|--------------------|-------------------|------------------------|
| KERR | \$60,202 | 11% | 17 |
| GILLESPIE | \$26,400 | 5% | 8 |
| BANDERA | \$1,000 | 0% | 0 |
| KENDALL | \$32,923 | 6% | 10 |
| OTHER | \$110,000 | 21% | 32 |
| STATE | \$162,488 | 30% | 47 |
| FEDERAL | \$143,195 | 27% | 41 |

CHILDREN SERVED DEMOGRAPHICS

| STATUS | TMC - 87 | PMC - 62 |
|-----------|-------------|----------|
| | | |
| AGE | BIRTH - 5 | 67 |
| | AGE 6 - 11 | 42 |
| | AGE 12 - 18 | 46 |
| GENDER | MALE | 74 |
| | FEMALE | 81 |
| ETHNICITY | WHITE | 87 |
| | HISPANIC | 59 |
| | BLACK | 6 |
| | BIRACIAL | 3 |

HILL COUNTRY CASA YEAR END REPORT TO JUDICIARY

FISCAL YEAR 2022 (SEPTEMBER 1, 2021 - AUGUST 31, 2022)

PART II. REGARDING CASA's ACTIVITIES AND ADVOCACY FOR THE 155 INDIVIDUALS in 93 CASES SERVED IN FY 2022

CHILD, CASE PARTY, RELATIVE, AND PLACEMENT CONTACTS

*We conducted various activities in support of our overarching goal for **safety** for Hill Country children and youth in foster care.*

| <i># of instances</i> | |
|-----------------------|---|
| 961 | Child Contacts ; in placement, at school, in community or virtually/by phone |
| 442 | Parent / Family / Kinship Contacts ; at parent-child visits, virtually/by phone, or in home |
| 1199 | Child Placement Contacts ; in person, in placement, in community, or virtually/by phone |
| 1765 | Contact / Case Coordination with CPS / Belong ; including caseworkers, supervisors, attorneys, support staff |
| 220 | Number of CASA participations Case Related Meetings (statutory and non-statutory) |

EDUCATIONAL, MEDICAL, MENTAL HEALTH CONTACTS

*We conducted various activities in support of our overarching goal of **wellbeing** for Hill Country children and youth in foster care.*

| <i># of instances</i> | |
|-----------------------|---|
| 117 | Coordination of medical/mental health services for children / youth |
| 196 | Coordination of educational supports for children / youth |
| 43 | Support for skill-building and development for youth set to age out |
| 1213 | Contacts with collaterals, volunteers, and others to aid child / youth wellbeing and for court report fact-finding |

CASE CLOSURES / LEGAL CONTACTS / DISPUTE RESOLUTION / COURT HEARINGS

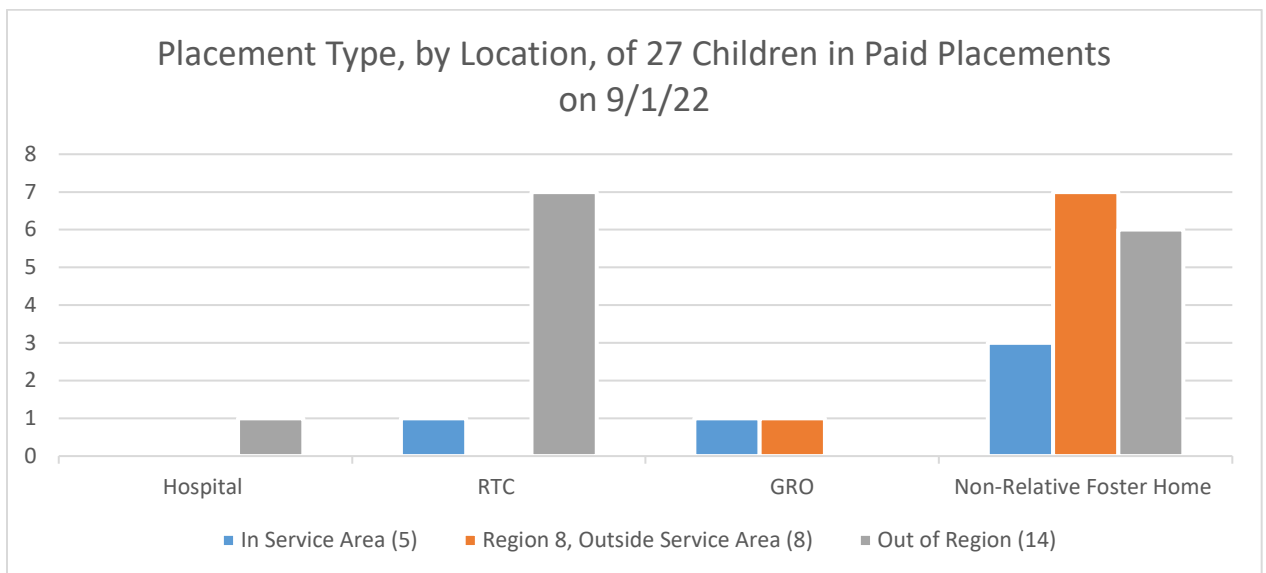
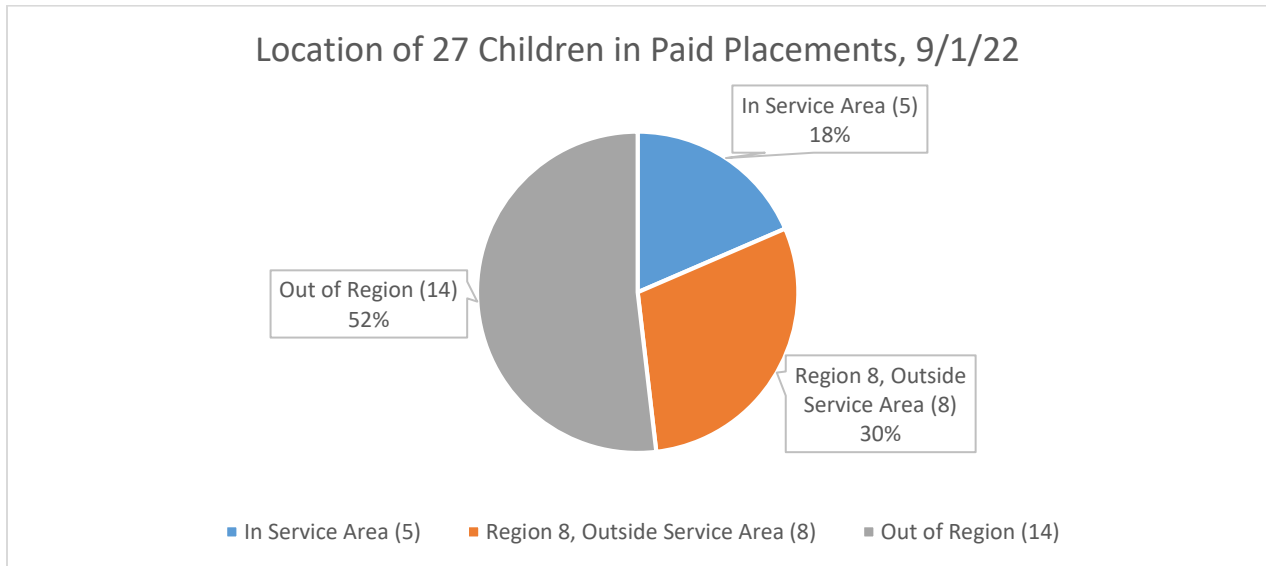
*We conducted various activities in support of our overarching goal for **permanency** for Hill Country children and youth in foster care.*

| | | |
|-----|--|--|
| 155 | children served in FY2022 <u>100% of all children in area foster care</u> | <i>(25% less children than FY21)</i> |
| 94 | children whose cases closed | <i>(8 more children's cases closed than FY21)</i> |
| 60% | of all children served in FY2022 reached permanence | <i>(17% more children cases closed than FY21)</i> |
| 22 | average # of months in foster care of the children who closed | <i>(Cases averaged 2.5 weeks longer than FY21)</i> |

| <i># of instances</i> | |
|-----------------------|---|
| 440 | Number of CASA appearances at court hearings , in which we testified for child's best interest |
| 56 | Number of mediations CASA participated in working toward alternative dispute resolution |
| 298 | Case-related contacts with attorneys ad litem for children or parents |

PART III. REGARDING PLACEMENT LOCATION AND TYPE FOR 65 INDIVIDUALS IN CARE ON 9/1/2022

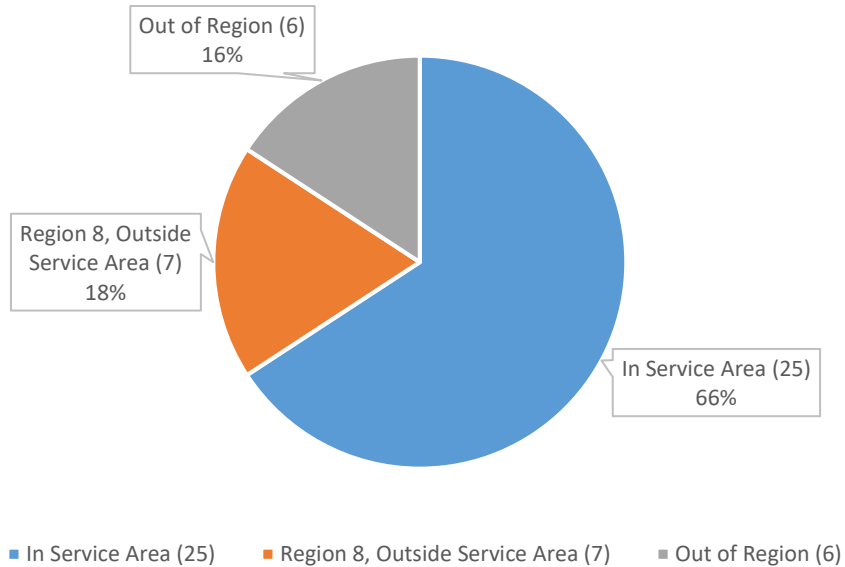
The following tables are a snapshot view of children’s placements on the first day of FY 2023, and split by Paid and Unpaid Placements for comparison to this same information set one year ago.



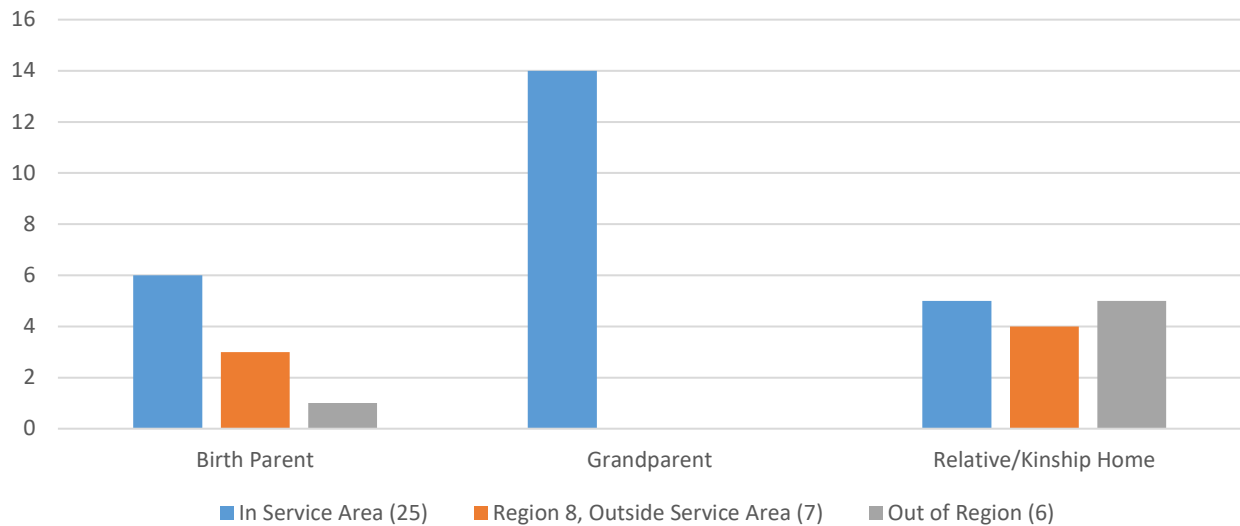
When compared to last Fiscal Year,

- the overall number of children in Paid Placements has dropped 49%
- Non-Relative Foster Homes continue to represent the largest number of placements; 49% of children on 9/1/21 and 59% of children on 9/1/22
- there are no children in CWOP or Juvenile Detention (there were 4 last year)
- Out of Region placements hold steady despite caseload decrease; 16 of 53 children were placed out of region on 9/1/21 compared to 14 of 27 children on 9/1/22
 - o Specifically, there are nearly the same number of children placed in Out of Region RTCs/Hospitals as last year – 7 of 53 children last year, and 8 of 27 children this year

Location of 38 Children in Relative Placements, 9/1/22



Placement Type, by Location, of 38 Children in Relative Placements, 9/1/22



When compared to last Fiscal Year,

- The overall number of children in Relative Placements has dropped 46%
- Placement location percentages (In Service Area, in Region 8, and Out of Region 8) have held relatively steady over the year; a slight percentage increase in Region 8 placements
- There were 10 children placed with their birth parents on both 9/1/21 (14% of all relative placements at that time) and 9/1/22 (26% of all relative placements)